


01.1 THE PREENTER SESSIONS TECHNICAL RIDER



→ WE ARE

- Franziska Grohmann aka Dehlia – singer
- Hannes Waldschütz – bassist plays doublebass and Nord Lead
- Albrecht Ziepert – pianist plays Rhodes MK2, Nord electro and Korg-Delta
- Julian Hetzel aka Schnigg – electronics, beats, samples, FX
- Timm Burkhardt – live visual arts
- Ramon Grendene – live visual arts
- Mario Weise – Soundengineer / live-mixer

AUDIO

→ CHANNEL LIST

01 Vocal Mic	13 Rhodes
02 Vocal Sampling	14 Rhodes FX
03 Beat L	15 Nord electro L
04 Beat R	16 Nord electro R
05 MPC L	17 Korg Delta
06 MPC R	18 Nord Lead
07 EFX Stagemix L	19 Micro Korg
08 EFX Stagemix R	20 Clarinet
09 MOTU Melody L	21 EFX Return (reverb) L
10 MOTU Melody R	22 EFX Return (reverb) R
11 Bass (Mic)	23 EFX Return (delay) L
12 Bass (Line)	24 EFX Return (delay) L

→ WE NEED

- > Minimum stagespace.. 4 x 6 meter | 24 sqm
- > 4 x Di-boxes (all with link out)
- > 1 x Sennheiser MD 441 / MD 421
- > 1 x Electrovoice RE20 / Sennheiser MD 441
- > 4 x Stereo-compressor in FOH
- > Delay/Reverb (vocals)
- > 3 x Micstands
- > 4 x Monitoring with individual EQs
- > 12 x XLR-Cables
- > 4 x Insert_Cables
- > 1 x Fender Rhodes MK2
- > 1 x Chair for the pianoplayer.
- > 1 x Box or Case ca. 50 x 50 x 50 cm for the FX-Section
No other tables are needed, we have our own stands.
- > FOH with 24 channels, 4-band equalizer with two parametric mids, 8 Aux-ways, each individually switchable pre-/post-fade, please no BEHRINGER or MACKIE!

VIDEO

→ WE NEED ON STAGE

- > 4 x 2m Stagespace (in 24sqm included), no tables needed...
- > 1000W Electricity plug - seperate!
- > 1 x Videoscreen (2,5 x 6 m | Height x Width), behind or above the stage
- > 2 x Videobeamer (min. 2000 ANSI-Lumen, with VGA-Out), Projections side by side
- > 1 x VGA-cable connection (also called monitorcabel or HD15) to the beamer
- > 1 x VGA-cable connection between the beamers (out beamer 1 to in beamer 2)

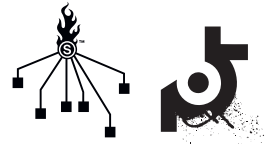
→ WE NEED IN THE AUDIENCE AREA

- > 4 x 1 m space for videoinstallation + energyplug
- > Videoscreen or white projection-surface
- > 1 x Videobeamer (min. 2000 ANSI-Lumen)
- > 1 x VGA-cable connection from beamer to installation

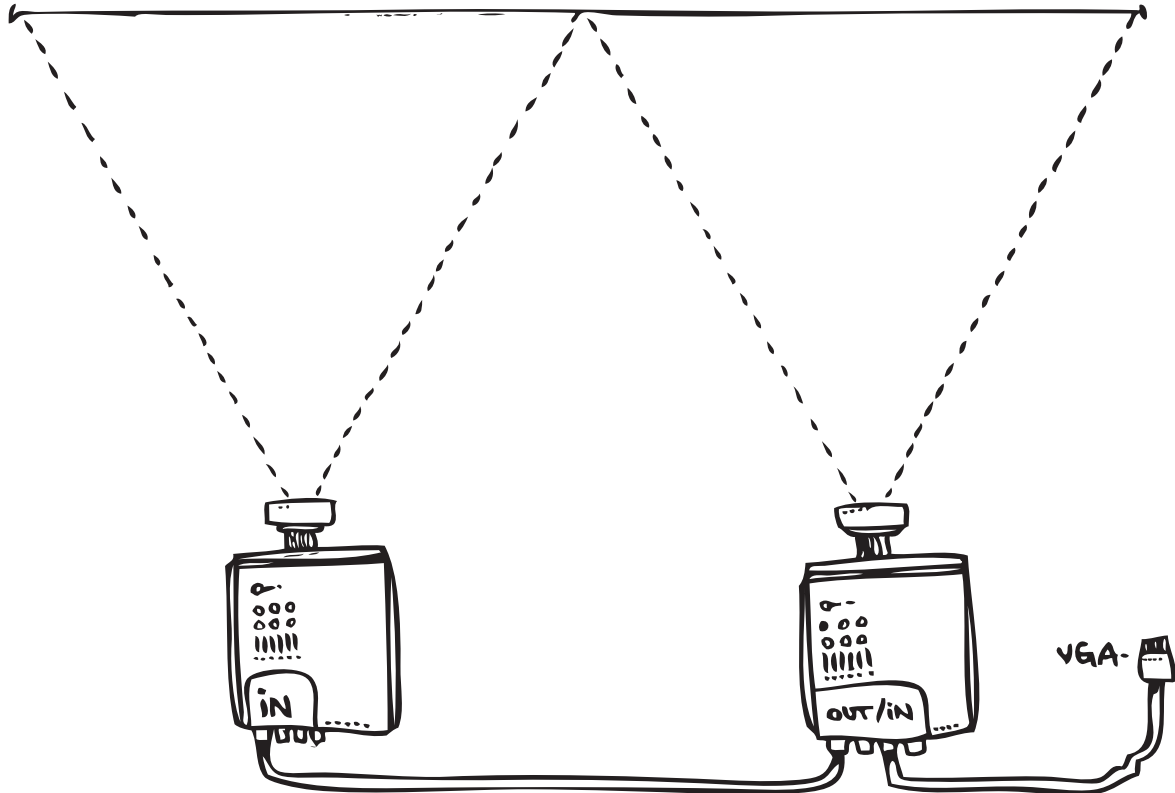
→ IN CASE OF TECHNICAL QUESTIONES PLEASE CALL :

AUDIO: Mario Weise | +49 177) 760 13 226 | marlow@pentatones.de


VIDEO: Timm Burkhardt | +49 177) 805 53 08 | timm@youarewatchingus.com




PROJECTION BEHIND OR ABOVE THE STAGE



VIDEOINSTALLATION IN THE AUDIENCE AREA



01.4 THE PREENTER SESSIONS AUDIO INPUTLIST



CHANNEL	INSTRUMENT	DI-BOX	FOH INSERTS
FRANZI			
1	VOCAL MIC		
2	VOCAL SAMPLING		
SCHNIGG			
3	BEAT L		COMP. 1
4	BEAT R		
5	MPC L		COMP. 2
6	MPC R		
7	FX STAGEMIX L		COMP. 3
8	FX STAGEMIX R		
9	MOTU MELODY L		COMP. 3
10	MOTU MELODY R		
HANNES			
11	BASS (MIC)		
12	BASS (LINE)		
ALBRECHT			
13	RHODES		
14	RHODES FX	DI 1	
15	NORD ELECTRO L	DI 2	
16	NORD ELECTRO R	DI 3	
17	KORG DELTA	DI 4	
HANNES / SYNTH			
18	NORD LEAD		
19	MICRO KORG		
SCHNIGG / CLARINET			
20	CLARINET		
RETURNS			
21	EFX RETURN REVERB L		
22	EFX RETURN REVERB R		
23	EFX RETURN DELAY L		
24	EFX RETURN DELAY R		

SETUP

→ GENERALLY

This technical rider describes the optimal conditions for our live-performance - and is part of the contract. In case of any changes or uncertainty please contact us right in time so we can ensure a good performance. Thank you.